

PKS-PRO-E-30 - Servo System

FEATURES

- **Input Voltage Range of 170-253 VAC**
- **Rated Torque of 2,025 to 4,064 oz-in**
- **3.0 kWatt Power Rating**
- **No Load Speed of up to 3,000 RPM**
- **2,500 PPR Incremental Encoder**
- **Oil Seal and Optional Brake**
- **MODBUS and CANopen Standard**
- **RS485 Interface**
- **Real Time Monitoring and Management**
- **Position, Speed, and Torque Control**
- **CE Certified**



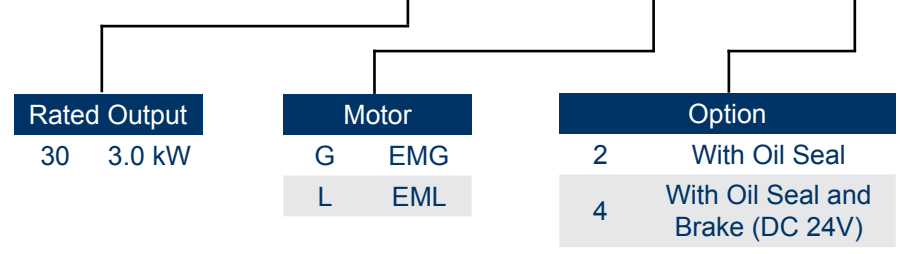
DESCRIPTION

The PKS-PRO-E-30 servo system includes a 3.0 kWatt EMG or EML AC Servo Motor operated by the PRONET-E drive. These packages are ideal for quick and easy start-ups, convenience and performance! The servo motor included in this package provides torque from 2,025 to 4,064 oz-in. The PRONET-E drives offer current forward-feedback control, acceleration forward-feedback control, speed viewer, and inertia viewer; providing for improved response performance. These drives operate standard with MODBUS and CANopen protocol. Each system includes a 5M power cable, 5M encoder cable, and a 3M communication cable.

System Specs	Rated Speed (RPM)	Rated Torque (oz-in)	Rated Current (A rms)	Inertia (oz-in-sec ²)	Torque Constant KT (oz-in/A)	Resistance (ohms)	Inductance (mH)	Driver Digital Display	Brake (24VDC)	Motor Length (mm)	Shaft Diameter (mm)
PKS-PRO-E-30-A-GP22	2000	2025	18.0	0.5849	128.8	0.29	2.0	Yes	No	228	35
PKS-PRO-E-30-A-GP24	2000	2025	18.0	0.6302	128.8	0.29	2.0	Yes	Yes	299	35
PKS-PRO-E-30-A-LP22	1000	4064	18.0	1.1017	270.0	0.3	3.1	Yes	No	293	35
PKS-PRO-E-30-A-LP24	1000	4064	18.0	1.1471	270.0	0.3	3.1	Yes	Yes	364	35

ORDERING INFORMATION

PKS-PRO - E - 30 - A - GP 2 2



L010959

Servo Motor Specifications

FEATURES

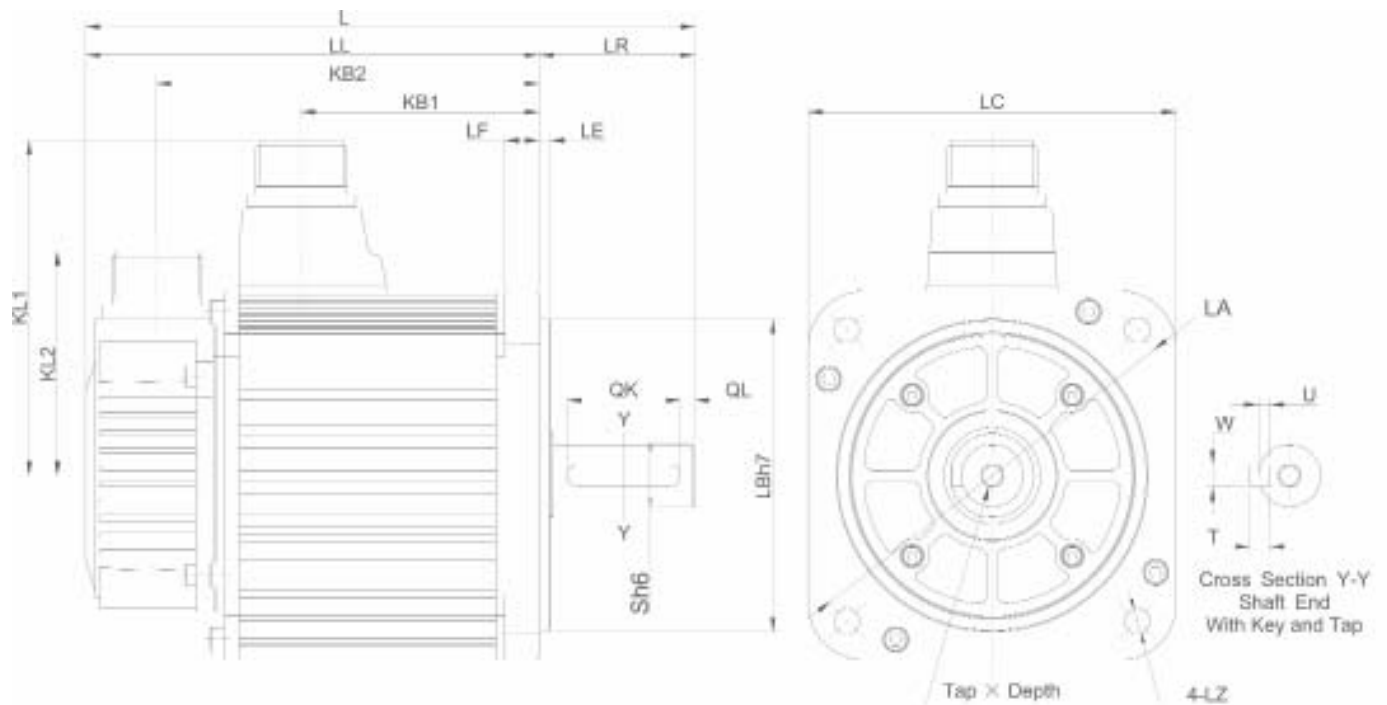
- **Rated Torque of 2,025 to 4,064 oz-in**
- **3-Phase, 200VAC**
- **Rated Power up to 3.0 kWatt**
- **Peak Torque up to 300% of Rated Torque**
- **Peak Current up to 300% of Rated Current**
- **No Load Speed of up to 3,000 RPM**
- **2,500 PPR Incremental Encoder Attached**
- **Neodymium-Iron-Boron Magnets (NdFeB)**
- **Optional Brake Available**
- **CE Certified**



SPECS

Model #	Rated Torque (oz-in)	Rated Power (Watts)	Rated Speed (RPM)	Rated Current (A rms)	Brake (24VDC)	Inertia (oz-in-sec ²)	Electric Time Constant T _E (ms)	Back EMF Voltage K _E (V/krpm)	Torque Constant K _T (oz-in/A)	Resistance (ohms)	Weight (lbs)
EMG-30APA22	2025	3000	2000	18.0	No	0.5849	12.31	57.54	128.8	0.29	51.81
EMG-30APA24	2025	3000	2000	18.0	Yes	0.6302	12.31	57.54	128.8	0.29	51.81
EML-30APA22	4064	3000	1000	18.0	No	1.1017	18.87	116	270.0	0.3	70.55
EML-30APA24	4064	3000	1000	18.0	Yes	1.1471	18.87	116	270.0	0.3	70.55

DIMENSIONS



Note: All Dimensions in (mm)

MODEL #	L	LL	KB1	KB2	KL1	KL2	FLANGE SLIDE						S	TapxDepth	KEY					
							LR	LE	LF	LC	LA	LB			LZ	QK	QL	W	T	U
EMG-30APA22	307	228	143	203	140	79	79	3.2	18	180	200	114.3	13.5	35	M8x16L	55	6	10	8	5
EMG-30APA24	378	299	143	274	140	79	79	3.2	18	180	200	114.3	13.5	35	M8x16L	55	6	10	8	5
EML-30APA22	372	293	208	268	140	79	79	3.2	18	180	200	114.3	13.5	35	M8x16L	55	6	10	8	5
EML-30APA24	443	364	168	287	140	79	79	3.2	18	180	200	114.3	13.5	35	M8x16L	55	6	10	8	5

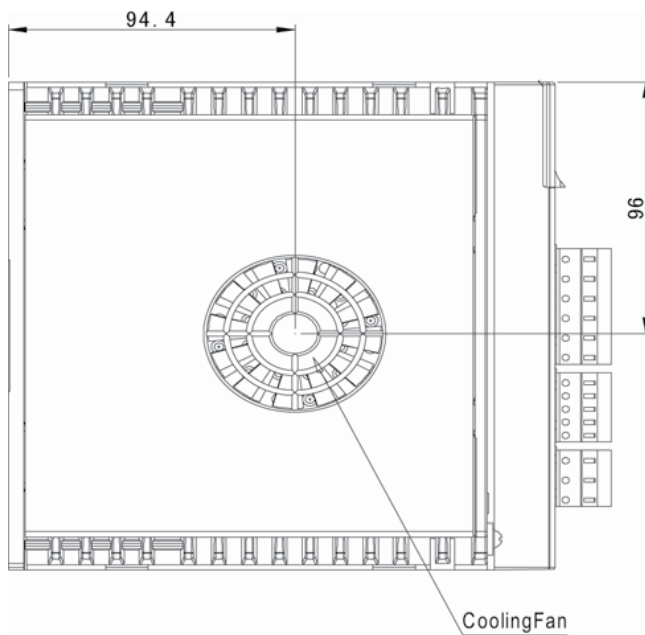
PRO-E-30 - Driver Specifications

FEATURES

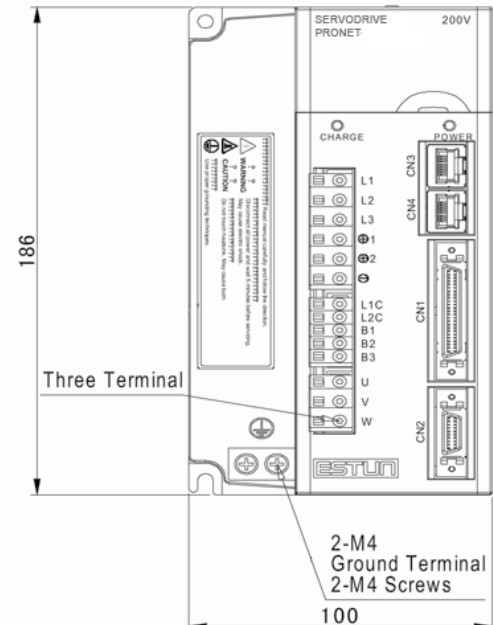
- Input Voltage Range of 170-253 VAC
- Rated Power up to 3.0 kWatts
- Improved Responsiveness Performance
- Enhanced Position Precision
- Low Speed Stability
- Enables Less Debugging
- MODBUS and CANopen Standard
- RS485 Interface
- Position, Speed, and Torque Control
- Homing Function



ProNet DIMENSIONS

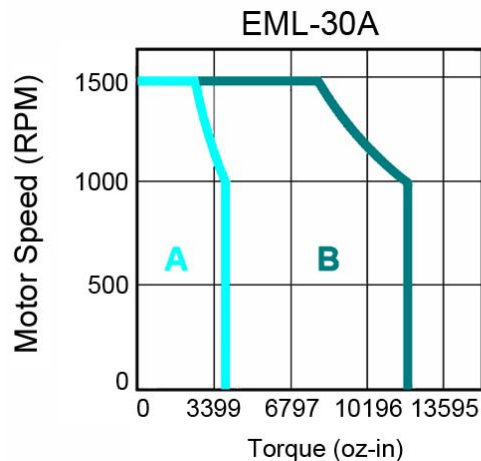
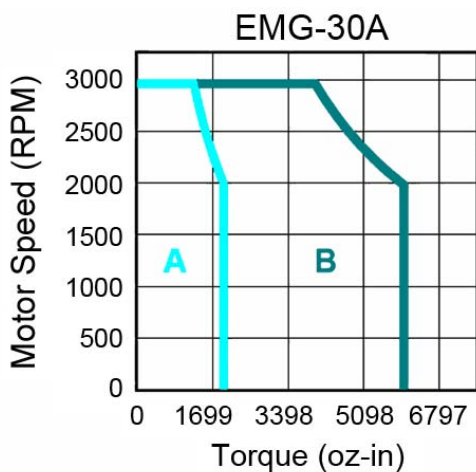


Dimensions are in millimeters (mm)

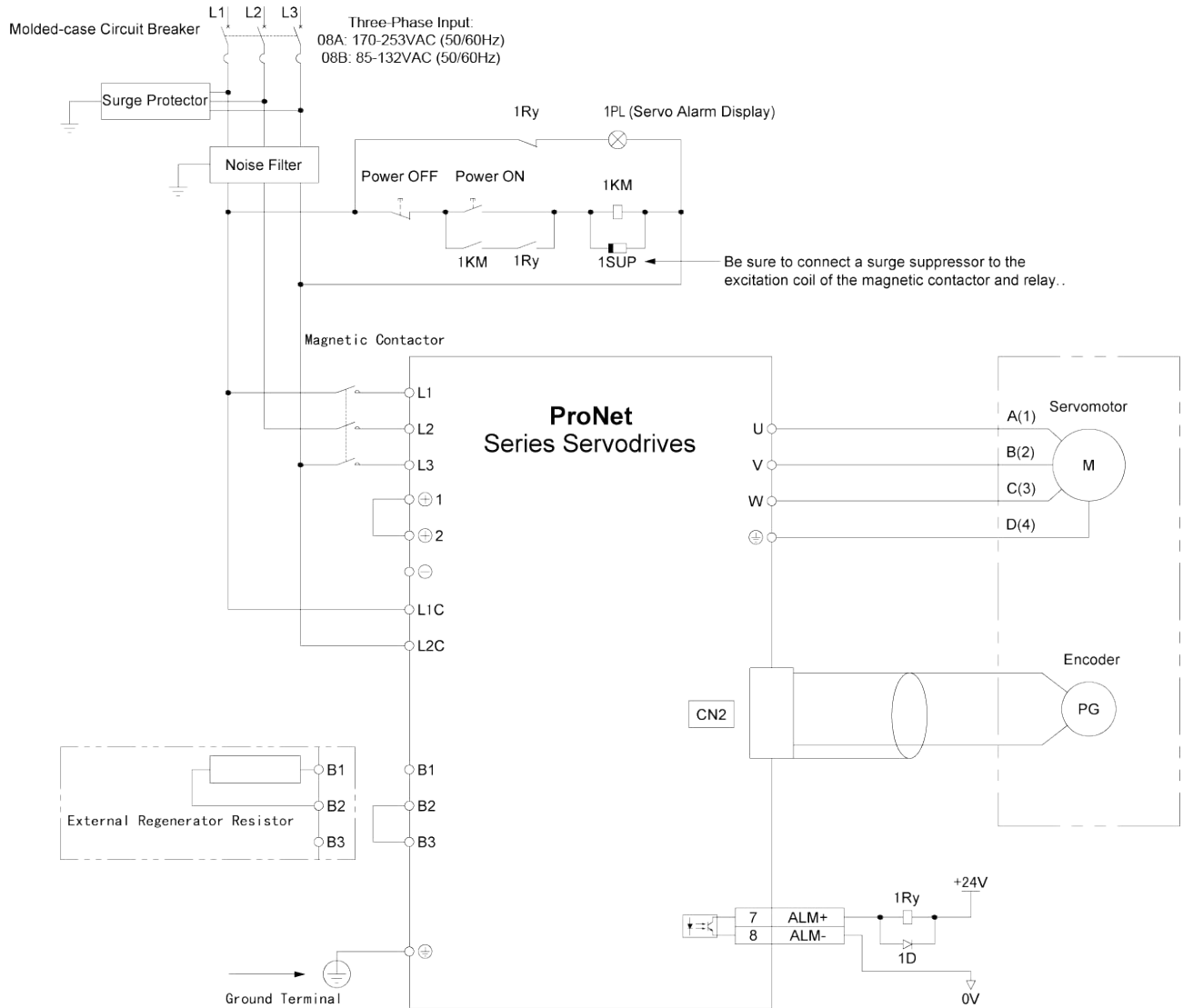



Dimensions are in millimeters (mm)

TORQUE CURVE



A - Continuous Working Area
B - Repeatedly Working Area





Compatible Drivers

Part Number	Description
PRONET-E-30A	Servo Driver



Compatible Motors

Part Number	Description
EMG-30APA22	Servo Motor
EMG-30APA24	Servo Motor
EML-30APA22	Servo Motor
EML-30APA24	Servo Motor



Compatible Cables

Part Number	Description
PDM-GD12-05	Power Cable
BMP-GA24-05	Encoder Cable
PRONET-PSC-CC24-02	Comm. Cable

